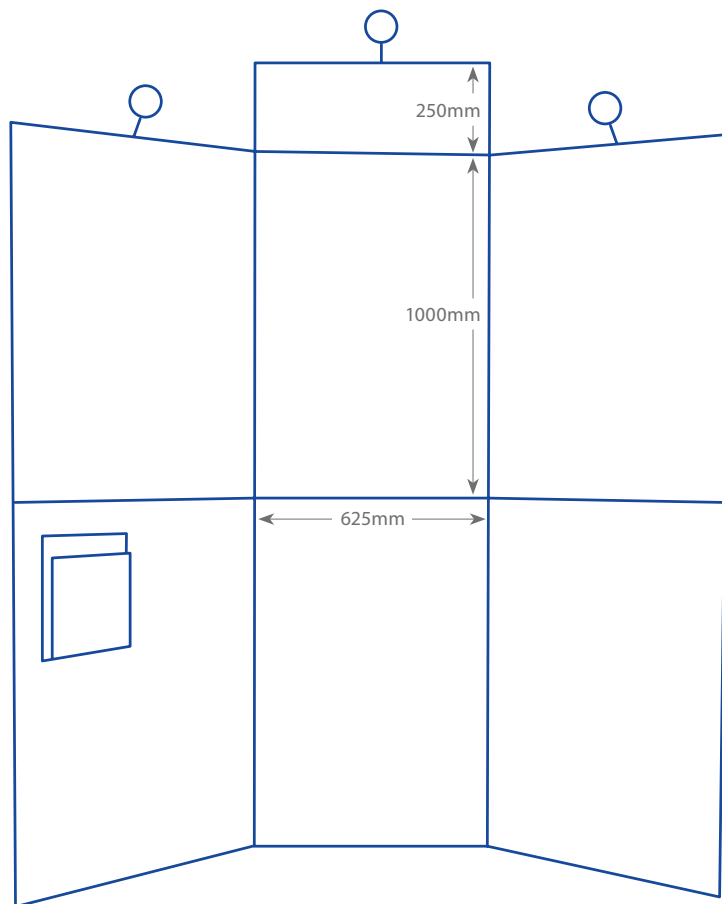
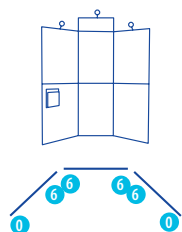


# ARTWORK GUIDELINES LE KIT MAIN PANELS

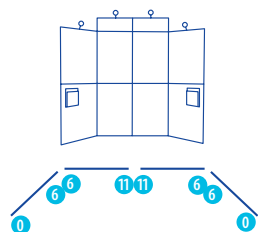


Each angled panel has a different pole coverage  
Pole coverage amounts shown in mm below in the blue circles

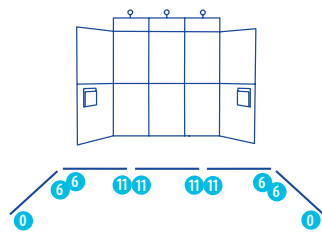
Le Kit Mini



Le Kit Midi



Le Kit Maxi



## Technical Specification

Header panel @25%	156.25mm x 62.5mm
Full size	625mm x 250mm
Front main panel @25%	156.25mm x 250mm
Full size	625mm x 1000mm

### Pole Coverage

It is possible to print graphics bigger than the standard panels which then cover the poles either side of the panels. This extra width is referred to as 'Pole Coverage'.

Pole coverage can be worked out using the diagrams on the left and added to the panel width, depending upon which configuration you have.

## Artwork Requirements

- Artwork must be set up at 25% with 3mm bleed (to the overall outside edge) and in CMYK
- Images must not exceed 100% in size @300dpi resolution
- Guidelines must not be within the artwork as these will print
- Colour profiles should NOT be embedded
- Overprint fill MUST be turned OFF in all cases
- All transparencies should be flattened
- The finished graphic should be saved out as a single spread (not as separate pages).

## Exporting Your PDFs

### Quark

Export layout as PDF

Settings - Bleed: Symmetric 3mm  
- Resolution: 300dpi

### Acrobat Distiller

Settings - Adobe PDF preset: [Press Quality]

### Indesign / Illustrator

Export as PDF

Settings - Bleed: 3mm  
- Adobe PDF preset: [Press Quality]

**PLEASE NOTE:** when using fonts with permission bits that do not allow embedding, a warning message will appear and the fonts will be substituted. You will need to convert all text to outlines.

## PLEASE SUPPLY ALL ARTWORK AS HIGH RESOLUTION PDF

All artwork supplied must be PRINT READY, and will be printed as supplied.

Please note, PDF files will not be checked or amended by our Graphics Department.

Artwork should be saved at 1/4 scale, CMYK, 300dpi and with 3mm bleed.

Please specify quantity required of each pdf supplied.

We will email confirmation on receipt of your high res pdf artwork, but will NOT supply any proofs (unless requested).

Where accurate colour matching is required you must supply Pantone or printed references. We will match as closely as possible but cannot guarantee an exact match.

Ensure text does not run across panel breaks as it may cause issues with alignment.

**ALL ARTWORK SENT THROUGH MUST BE LABELLED WITH YOUR COMPANY NAME, EMAIL ADDRESS AND ORDER NUMBER.**

If you have any questions, or need some guidance, please contact our Graphics Department on **0117 937 26 36**.

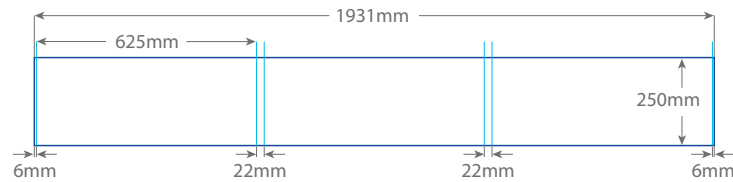
**clip**

exhibition and display

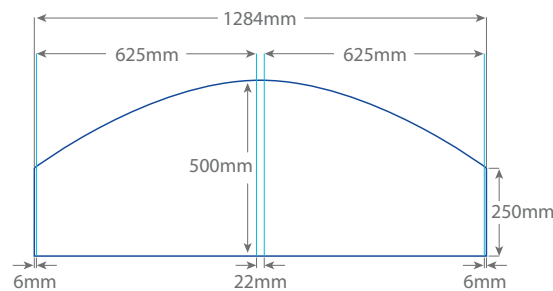
[www.clipdisplay.com](http://www.clipdisplay.com)

# ARTWORK GUIDELINES LE KIT HEADER PANELS

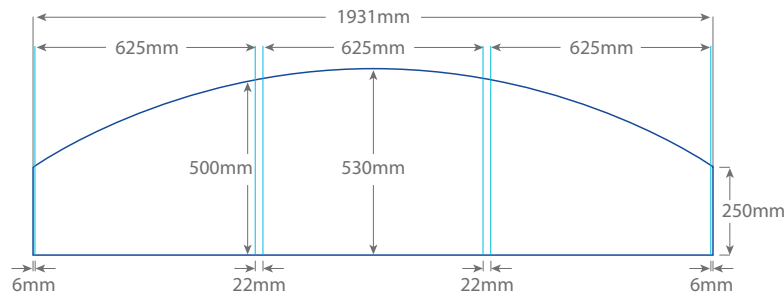
LeKit Mini De-Luxe standard Headers including pole coverage



LeKit Midi curved Headers including pole coverage



LeKit Maxi curved Headers including pole coverage



## Technical Specification

Header panel @25%	156.25mm x 62.5mm
Full size	625mm x 250mm
Front main panel @25%	156.25mm x 250mm
Full size	625mm x 1000mm

Standard Header panels are 625mm wide + pole coverage and 250mm high.

Curved Header panels are set up as per the diagrams shown.

Pole coverage needs to be added to all header panels to correspond with the pole coverage added to the main panels.

Panels can be printed as single vertical drops for a more seamless look if required.

## Artwork Requirements

- Artwork must be set up at 25% with 3mm bleed (to the overall outside edge) and in CMYK
- Images must not exceed 100% in size @300dpi resolution
- Guidelines must not be within the artwork as these will print
- Colour profiles should NOT be embedded
- Overprint fill MUST be turned OFF in all cases
- All transparencies should be flattened
- The finished graphic should be saved out as a single spread (not as separate pages).

## Exporting Your PDFs

### Quark

Export layout as PDF

Settings - Bleed: Symmetric 3mm  
- Resolution: 300dpi

### Acrobat Distiller

Settings - Adobe PDF preset: [Press Quality]

### Indesign / Illustrator

Export as PDF

Settings - Bleed: 3mm  
- Adobe PDF preset: [Press Quality]

**PLEASE NOTE:** when using fonts with permission bits that do not allow embedding, a warning message will appear and the fonts will be substituted. You will need to convert all text to outlines.

## PLEASE SUPPLY ALL ARTWORK AS HIGH RESOLUTION PDF

All artwork supplied must be PRINT READY, and will be printed as supplied.

Please note, PDF files will not be checked or amended by our Graphics Department.

Artwork should be saved at 1/4 scale, CMYK, 300dpi and with 3mm bleed.

Please specify quantity required of each pdf supplied.

We will email confirmation on receipt of your high res pdf artwork, but will NOT supply any proofs (unless requested).

Where accurate colour matching is required you must supply Pantone or printed references. We will match as closely as possible but cannot guarantee an exact match.

Ensure text does not run across panel breaks as it may cause issues with alignment.

**ALL ARTWORK SENT THROUGH MUST BE LABELLED WITH YOUR COMPANY NAME, EMAIL ADDRESS AND ORDER NUMBER.**

If you have any questions, or need some guidance, please contact our Graphics Department on **0117 937 26 36**.

**clip**  
exhibition and display  
[www.clipdisplay.com](http://www.clipdisplay.com)